

# Activity Sheet

## Kate Beynon— Soft sculptures



### Exploring sculpture

*Supernatural/Anatomical, botanical re-mixt* 2019. Artist Kate Beynon's work, has used symbols with a personal, spiritual and cultural significance to tell a story.

What objects can you see hanging from the artwork? How many eyes do you see?

Each object holds a different meaning to the artist. The lotus flower is used to symbolise Buddhist beliefs.

What do you think the fish represents? Do any of the symbols make you feel calm or happy?

### Create your own

Children are invited to create a wall hanging inspired by Kate Beynon's soft sculpture, *Supernatural/Anatomical, botanical re-mixt* 2019.

### Materials required

- Activity sheet
- Coloured pencils or markers
- Scissors
- Sticky tape
- Small stick or wooden dowel
- String

### Get creative!


*Create symbols that represent you.*

Who is important to you? What are your favourite things?

Use paper and markers to draw pictures that symbolise the important things or moments in your life and hang these from your sculpture.

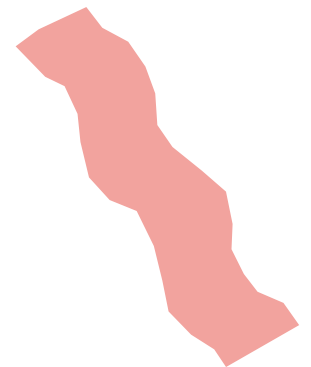

*Use found objects.*

Go for a walk and collect treasures you find along the way; leaves, feathers and seashells are objects that would be great symbols. Tie these objects to your wall hanging, retelling the story of your adventure!



### Instructions

1. Use coloured pencils or markers to decorate the symbols on the activity sheet provided.
2. Once decorated, cut around the symbols.
3. Cut a piece of string for your stick to hang from and tie the string at each end of the stick.
4. Tie lengths of string (evenly spaced) along the stick or wooden rod so they hang down.
5. Attach symbols to the string at varying heights using a small piece of tape to stick string to the back of each symbol.
6. Your sculpture is now ready to hang!



Collection leads:  
*Kate Beynon—kindred spirits*  
installation view,  
Geelong Gallery, 2020  
Photographer: Andrew Curtis

### Curriculum links

This activity aligns with the Early Years Learning Framework through;

- Learning Outcome 2: Children are connected with and contribute to their world.
- Learning Outcome 4: Children are confident and involved learners.
- Learning Outcome 5: Children are effective communicators.

### Program Partner

Gwenneth Nancy Head Foundation



Decorate!  
Use coloured pencils or markers to  
decorate the symbols. Once decorated  
cut around the symbols.

